

DELETING A CREDIT/DEBIT CARD FROM PAYSTAR:

Let's find your account
View your account balance and make a payment

Welcome to our NEW online payment system! You can now create an account, store your payment methods, schedule reminders and set up recurring payments.

Account Number

[Look Up Account](#) [Already registered? Login with email >](#)

Log into your Paystar account.

Be sure to choose Already registered? Login with email

Log in to your account
Powered by Paystar

Welcome to our NEW online payment system! You can now create an account, store your payment methods, schedule reminders and set up recurring payments.

Email Address

Password

[Forgot Password?](#)

[Log In](#) [Haven't set up an account? Look it up first >](#)

Enter your login credentials.

We do not have access to your password. Please use the "Forgot Password" link if you do not have it.

Once your profile loads, click on Wallet at the top of the page to show your Saved Payment Sources

My Accounts **Wallet** Profile

Doe, John
1409

AMOUNT DUE
\$0.00

Recent payment: 07/15/25

Make a Payment

[Manage Autopay >](#) [Manage Paperless >](#)

View Bill

Account Information

Account Number: 1409

Name: Doe, John

Balance: \$0.00

Issue Date: 06/13/25

Due Date: 08/15/25

Address:

Phone Number:

Sync Date: 07/18/25 11:35 AM

Once your saved payment sources show up, click on the black circle with a white "x" in it on the card you wish to delete from your account.

My Accounts **Wallet** Profile


Manage Wallet

Saved Payment Sources

Credit Card **VISA**

47XXXXXXXXXX3542


12 / 26



Credit Card **VISA**

*****7009

05 / 28



Add Payment Method

Name on Card

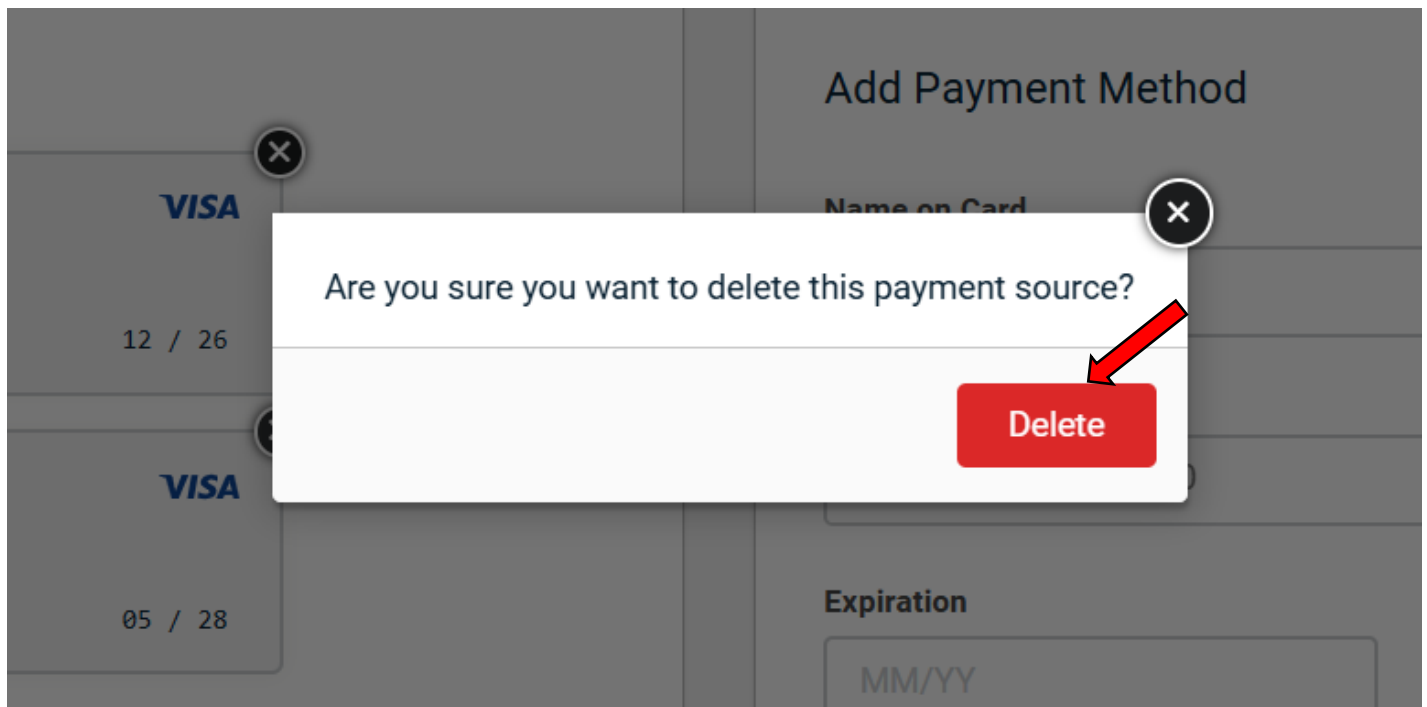
Card Number

Expiration

Zip Code

[Cancel](#) [Save Payment Source](#)

This message will pop up. Click on Delete to remove the card from your account.



There will be a quick confirmation of the payment source deleted in the top right corner of your screen.

